

Assignment submission  
using the **Google form**  
link provided by your  
teacher

You can choose to log in to any gmail account or Log in to MOnline by typing in <https://www.mconline.sg> into Google Chrome Browser.

Refer to your handbook page 15 for Login ID.

mc Marshall Cavendish Online

Search Go

HOME ABOUT US SUCCESS STORIES OUR SOLUTIONS CONTACT US OUR WEBSITES

**BRAINY ARKIES**

GO ON AN EDUCATIONAL ADVENTURE TODAY!

FIND OUT MORE

**Singapore Site**

**Login**

Login ID

School

SMPS

Password

**Login**

Reset My Password  
Help | System Check

For authorised use only. Unauthorised use is strictly prohibited.

You have reset your Password on 17 April. If have not done so, please refer to the email that your FT has sent to your parents on 17 April 2020



# FROM GOOGLE APPS CLICK ON EMAIL

The screenshot shows the mconline.sg website interface. At the top, there is a navigation bar with links: Home, My Subjects, Collaboration, My Tools, School Admin, and My Account. Below this, the 'My Subjects' section is active, showing a list of subjects: Primary 1, Primary 2, Primary 3, Primary 4, Primary 5, Primary 6, Resource Bank, and School To Home Notes. To the right of the subject list, there are three icons representing different resources: Virtual Manipulative, EDN Media Content, and Subject Resources Table of Content. On the left side of the page, there is a sidebar with several sections: 'Announcement' (with a notice about system maintenance), 'You have no new assignments' (with a link to 'View My Current Assignments'), 'My Group Walls' (with a list of group walls), 'My Resource' (with links to 'My Resource' and 'Resource Bank'), and 'Google Apps' (with links to 'Email', 'Drive', 'Sites', and 'Calendar'). A red arrow points from the 'Email' link in the 'Google Apps' section of the sidebar to the 'Email' link in the 'Google Apps' section of the website's main content area.

Home My Subjects Collaboration My Tools School Admin My Account

**My Subjects** Module Access Control

All Subjects Maths Others

**My Pals Are Here! Maths**

Primary 1  
Primary 2  
Primary 3  
Primary 4  
Primary 5  
Primary 6  
Resource Bank  
School To Home Notes

**Maths Works!**

Primary 5  
Primary 6  
Resource Bank

**Pazhahu Tamil**  
Learning & Teaching Tamil  
(Tamil users ONLY)

**Virtual Manipulative**  
Virtual Manipulative

**EDN Media Content**  
EDN CYBERMELAYU and TAMIL CONTENT

**Subject Resources**  
Table of Content

**Announcement**

better, we will be conducting a system maintenance from 10:30pm, 19th April 2020 to 6:00am on 20th April 2020.

During this period, access to www.mconline.sg will not be available. We apologise for any inconvenience caused.

Compose | Manage | View all

You have no new assignments

[View My Current Assignments](#)

**My Group Walls**

- 2019 Infocomm Club P3
- 2018 Infocomm Club P3 & P4
- 31 May Learning Fest MT DEMO

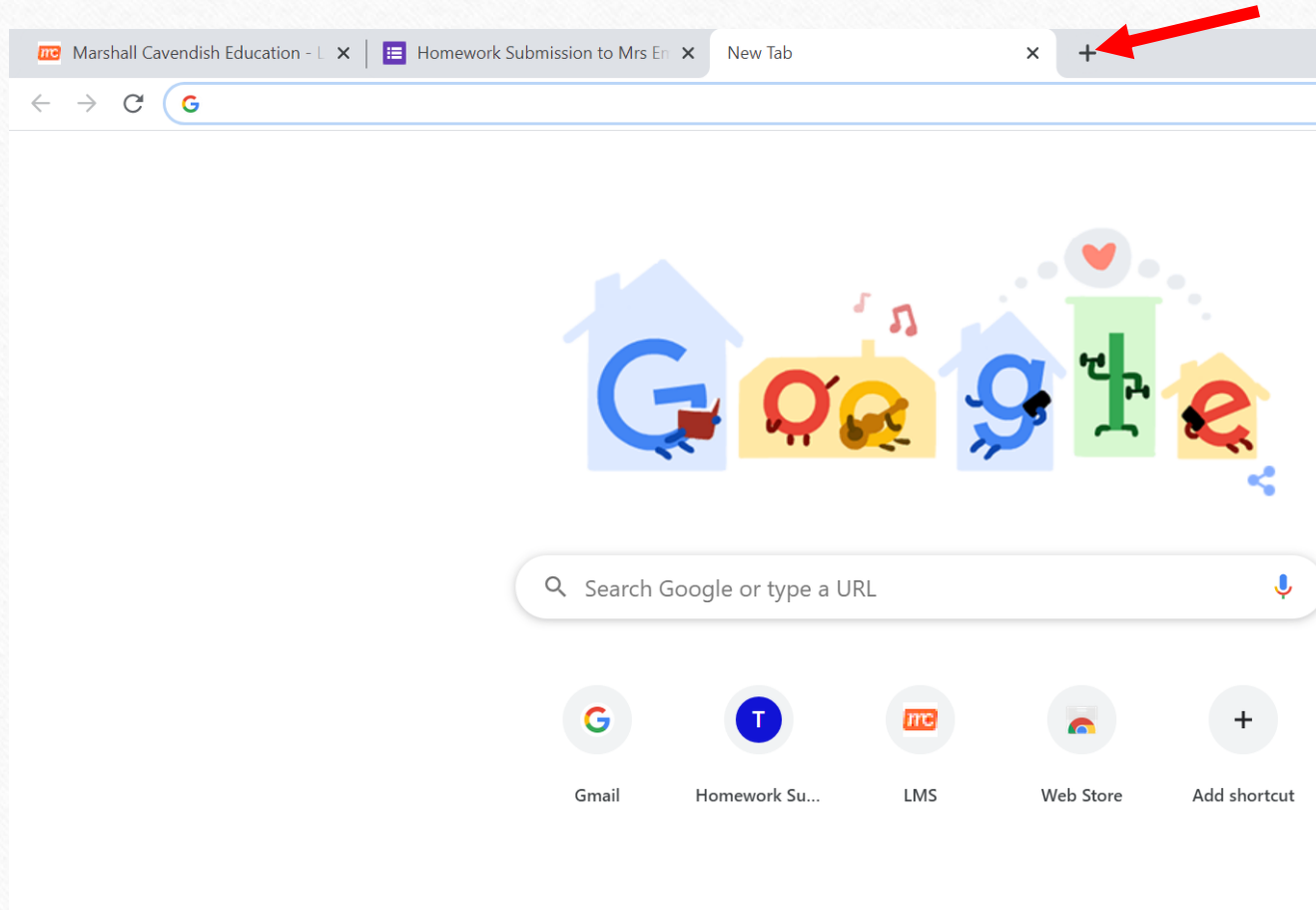
**My Resource**

- My Resource
- Resource Bank

**Google Apps**

- Email
- Drive
- Sites
- Calendar

**Click to open a new  
browser tab**



Marshall Cavendish Education - L x Homework Submission to Mrs Emmeline Loo x New Tab x +

docs.google.com/forms/d/e/1FAIpQLSfonAwTX\_Tbg\_k2tTGpmpMNPYSGQrmIOImL5.../viewform

### Homework Submission to Mrs Emmeline Loo

For Mrs Loo's Primary 3 Humility and P6 students only

The name and photo associated with your Google account will be recorded when you upload files and submit this form. Not **emmeline\_koh@smps.edu.sg**? [Switch account](#)

Any files that are uploaded will be shared outside of the organization they belong to.

\* Required

Please enter your reg number and First 3 Letter of your First Name (eg. Tan Mei Mei, register no. 5 then you will enter as 5 Mei) \*

Your answer

Class \*

Choose

Type in the link/  
copy and paste the  
link that your  
teacher has given  
you to submit your  
homework

Fill up the form according to the  
instruction on the form.  
\*Do not type in your full name




Choose ▼

Date of Assignment (This is the date that teacher assigned you the homework) \*

Date

dd/mm/yyyy

Please label your file in the following format (Please name it as:  
Name\_assignment\_date of assignment.) Eg. 5 mei\_writing\_12042020. Kindly save  
as PDF. \*

 Add file

**Submit**

Never submit passwords through Google Forms.

This form was created inside of Ministry of Education. [Report Abuse](#)

**Click on the “Add File”  
button to add the work  
that you want to submit  
(preferably PDF file). You  
may use a scanner to  
scan your work or seek  
help from your parents to  
use Office lens app with  
their mobile devices to  
help you digitise your  
work.**

## Insert file

Upload

My Drive

Previously selected

Drag files here

— or —

Select files from your device

Upload

Cancel

A copy of the selected file will be sent. Once submitted, files cannot be ed

If you are using a laptop or desktop, you can drag your files and drop it at the empty space here. Or click on the button “Select files from your device.” and attach the file that you want to attach to the form

## Insert file

Upload

My Drive

Previously selected

Drag files here

— or —

Select files from your device

Upload

Cancel

A copy of the selected file will be sent. Once submitted, files cannot be edited.


If you are using a mobile device, (eg. Handphone or tablets) you can click on the button “Select files from your device.” and select your file to attach to the form



Choose ▼

### Insert file

**Upload** | My Drive | Previously selected

 wb pg43\_5 Mei\_20042020.jpg 1.15M

[Add more files](#)

**Upload** **Cancel**

A copy of the selected file will be sent. Once submitted, files cannot be edited or removed.

After you have dragged and dropped or selected the file, it should appear here.

Remember to name it in the format that your teacher wants.  
Eg. Reg no. First 3 letter of name /assignment/ date  
before you drag the file or attach the file

Choose ▾

### Insert file

Upload | My Drive | Previously selected

wb pg43\_5 Mei\_20042020.jpg 1.15M

Add more files

Upload Cancel


A copy of the selected file will be sent. Once submitted, files cannot be edited or removed.

You can add more file by clicking here.

If you have added all the files that you want to submit, then click “Upload”

dd/mm/yyyy

Please label your file in the following format (Please name it as:  
Name\_assignment\_date of assignment.) Eg. 5 mei\_writing\_12042020. Kindly save  
as PDF. \*

 wb pg43\_5 Mei\_... X

 Add file

Submit

Never submit passwords through Google Forms.

Click “Submit” and you  
are done 😊